

# GROUP A

## Competition NATIONAL WOMEN'S TEAMS (ROUND ROBIN)

Date 5-6.12.97

LPs	Team No.	1	2	3	4	5	6	7	8	9	10	11	12	13	14	15	Total +	Total -	Team No.	Position	Q
$2\frac{3}{4}$ $1\frac{1}{4}$	1	X	20	5	8*	16	16	8	20	20	9	15	17				154		1	1 <sup>st</sup>	Q1
—	2	0	X	1	7	4	6	0	1	6	2	5	8				40		2	12 <sup>th</sup>	
$\frac{1}{2}$ 2	3	15	19	X	16	15	13	5	20	12	0	6	14				135		3	3 <sup>rd</sup>	Q2
$1\frac{1}{2}$ $2\frac{1}{2}$	4	12*	13	4	X	14	16	14	15	20	14	11	5				138		4	2 <sup>nd</sup>	Q1
$\frac{3}{4}$	5	4	16	5	6	X	9	12	14	6	2	7	4				85		5	10 <sup>th</sup>	
$\frac{1}{2}$ $1\frac{1}{2}$	6	4	14	7	4	11	X	15	7	19	4	20	18				123		6	4 <sup>th</sup>	
$1\frac{1}{2}$	7	12	20	15	6	8	5	X	4	14	16	15	5				120		7	7 <sup>th</sup>	
$1\frac{1}{2}$	8	0	19	0	5	6	13	16	X	10	14	12	5				100		8	8 <sup>th</sup>	
$1\frac{1}{2}$	9	0	14	8	0	14	1	6	10	X	13	17	17				100		9	8 <sup>th</sup>	
$\frac{1}{2}$ $1\frac{1}{2}$	10	11	18	20	6	18	16	4	6	7	X	12	5				123		10	4 <sup>th</sup>	Q2
$\frac{3}{4}$	11	5	15	14	9	13	0	5	8	3	8	X	1				81		11	11 <sup>th</sup>	
$1\frac{3}{4}$	12	3	12	6	15	16	2	15	15	3	15	19	X				121		12	6 <sup>th</sup>	
	13													X					13		
	14														X				14		
	15															X			15		

WINNERS Sarah Teshome; Sandra Penfold; Nevena Senior & Daniella Grigorova  
 RUNNERS UP Lesley Harrison; Anne Swannell; Pam Southon; Elizabeth Phillips



# GROUP B

## Competition NATIONAL WOMEN'S TEAMS (ROUND ROBIN)

Date 5-6.12.97

L.Ps	Team No.	1	2	3	4	5	6	7	8	9	10	11	12	13	14	15	Total +	Total -	Team No.	Position	Q
2+2 $\frac{1}{2}$	LIZZIE GODFREY SARAH WADDINGTON	1	X	18	15	20	20	20	5	18	19	19	19	13			186		1	1	
1	LIZ MCGOWAN FIONA McQUAKER	2	2	X	6	7	18	5	16	6	7	12	16	6			101		2	6	
1 $\frac{3}{4}$	VALERIE HURST JEAN JAMES	3	5	14	X	7	20	5	6	18	1	6	13	2			97		3	10	
1 $\frac{3}{4}$	SARA TULIP SHEILA ZINKIN	4	0	13	13	X	17	18	8	10	0	9	16	11			115		4	5	
1 $\frac{1}{2}$	GABY MOLLART HARLIES JAMES	5	0	2	0	3	X	6	4	3	9	2	11	17			57		5	12	
1 $\frac{1}{4}$ + 1 $\frac{1}{2}$	MAREE HORLOCK DOROTHY HOLLAND	6	0	15	15	2	14	X	6	8	15	7	20	17			119		6	4	
1 $\frac{1}{2}$ + 1 $\frac{3}{4}$	FRANCES CONNELL KATHRYN CEARNS	7	15	4	14	12	16	14	X	14	19	2	9	8			127		7	3	
1 $\frac{1}{2}$	JULIE HERTERICH NICOLA SUTTON	8	2	14	2	10	17	12	6	X	18	0	6	12			99		8	9	
1 $\frac{1}{2}$	MARGARET WILLFORD DORIS HOPPER	9	1	13	19	20	11	5	1	2	X	4	12	12			100		9	=7	
1 + 2 $\frac{1}{4}$	THELMA BROOKS STELLA FURLONGER	10	1	8	14	11	18	13	18	20	16	X	15	10			144		10	2	
3 $\frac{1}{4}$	ANN CLARK JUDITH BILES	11	1	4	7	4	9	0	11	14	8	5	X	12			75		11	11	
1	JUNE BALL JEAN WILDING	12	7	14	18	9	3	3	12	8	8	10	8	X			100		12	=7	
	VALERIE AUSTWICK HEDY BROWN	13													X				13		
	PAT DOWDESWELL LYNNE HAYES	14														X			14		
	DIANA AVIS ANN HUNT	15															X		15		
	SUSAN OAKFORD DIANE ROGERS																				
	JILL NEWTON MAY LANGMAID																				
	JOAN PINK WENDY TARRANT																				
	MARGARET CURTIS MARIA BUDD																				
	CHARLOTTE VINE MARILYN NATHAN																				
	MURIEL THRUSTON NORMA MACHILLAN																				
	AUDREY GRZESIAK HAZEL FARMER																				
	MARY STREET PAM COX																				
	ROSEMARY RICE MARIA MARTIN																				

WINNERS LIZZIE GODFREY SARAH WADDINGTON LIZ MCGOWAN FIONA McQUAKER

RUNNERS UP MARGARET CURTIS MARIA BUDD CHARLOTTE VINE MARILYN NATHAN



# GROUP C

## Competition NATIONAL WOMEN'S TEAMS (ROUND ROBIN)

Date 5-6.12.97

LPs	Team	Team No.	1	2	3	4	5	6	7	8	9	10	11	12	13	14	15	Total +	Total -	Team No.	Position	Q
2+2	Chris Duckworth; Jane Moore Liz Reese; Rita Oldroyd	1	X	17	5	6	14	20	2	19	15	14	17	17				146		1	1	
1/4	Barbara Howarth; Christine Kempton Ann Catchpole; Gill Hutchinson	2	3	X	6	8	4	6	11	6	2	4	6	5				61		2	12	
1+2	Alison Kingsley; Pauline Hanson Basia Malinowska; Joan Mayhew	3	15	14	X	20	20	9	10	4	11	2	1	16				135		3	2	
1 3/4	Denny Wade; Annette Fellows; Jill Wade Rosemary Leslie; Annette Roberts	4	14	12	0	X	3	11	10	17	9	14	4	12				106		4	7	
1 1/4	Pam Pottage; Pat Scares Margaret Stothard; Margaret Paterson	5	6	16	0	17	X	15	5	13	8	10	2	8				100		5	9	
1	Rosalind Concanon; Jill Wright Eve Ebsworth-Smith; Natalie Davenport	6	0	14	11	9	5	X	4	6	7	6	1	14				93		6	10	
1 1/4 + 1 3/4	Catherine Ashment; Nadia Stelmashenko Lorna Manning; Margaret Bryant	7	18	9	10	10	15	16	X	12	15	9	6	4				124		7	4	
1	Jean Smallwood; Janet McDaniel Peggy Heilbron; Katy Bell	8	1	14	16	3	7	14	8	X	9	6	8	16				102		8	8	
1 3/4	Sue Page; Christine Evans Joyce Skelton; Diana Williams	9	5	18	9	11	12	13	5	11	X	11	14	9				118		9	6	
1 1/4	Jaqui Tobias; Ursula Harper Celia Oram; Barbara Kay	10	6	16	12	6	10	14	11	14	9	X	5	12				121		10	5	
1 1/2 + 1 3/4	Sarah Mitchell; Liz Hoskins Carole Sear; Jill Armstrong	11	3	14	6	16	18	3	14	12	6	15	X	19				126		11	3	
1	Alma Platt; Evelyn Whitfield Veronica King; Suzanne Ault	12	3	15	4	8	12	6	16	4	11	8	1	X				88		12	11	
		13													X					13		
		14														X				14		
		15															X			15		

WINNERS Chris Duckworth; Jane Moore; Liz Reese; Rita Oldroyd

RUNNERS UP Alison Kingsley; Pauline Hanson; Basia Malinowska; Joan Mayhew



# GROUP D


## Competition NATIONAL WOMEN'S TEAMS (ROUND ROBIN)

Date 5-6.12.97

LPs		Team No.	1	2	3	4	5	6	7	8	9	10	11	12	13	14	15			Total +	Total -	Team No.	Position	
$\frac{1}{2} + \frac{1}{4}$	S. DAVIES	C. KELLY	<b>1</b>	<b>X</b>	20	20	5	10	16	11	18	1	0	16	11	12	12			152		<b>1</b>	3	
	B. KERR	R. TRAYMAN																						
1	V. SMITH	R. WAGHORN	<b>2</b>	0	<b>X</b>	0	3	12	3	8	10	5	0	18	17	0	12			88		<b>2</b>	13	
	C. SNOWBALL	H. BRYANT																						
$\frac{1}{4}$	J. HALL	C. FISHER	<b>3</b>	0	20	<b>X</b>	7	7	16	1	3	15	5	3	20	18	12			127		<b>3</b>	8	
	N. McQUIRTER	S. DARBY																						
$1 + \frac{1}{4}$	M. LUCY	M. WILLIS	<b>4</b>	15	17	13	<b>X</b>	14	18	5	17	6	3	18	16	13	12			167		<b>4</b>	2	
	R. KEABLE	B. KIME																						
$\frac{1}{2}$	M. MARDLIN	K. CLEMENT	<b>5</b>	10	8	13	6	<b>X</b>	4	10	0	20	0	13	3	16	12			115		<b>5</b>	10	
	J. LAWSON	M. GARDNER																						
$\frac{1}{4}$	A. HARTLEY	M. ETKIN	<b>6</b>	4	17	4	2	16	<b>X</b>	15	9	0	18	11	5	8	12			121		<b>6</b>	9	
	M. DENNISON	C. CURTIS																						
$\frac{3}{4}$	J. DAY	J. SPEARING	<b>7</b>	9	12	19	15	10	5	<b>X</b>	19	17	7	5	1	16	12			144		<b>7</b>	5	
	M. ALLNOTT	D. MARRIOTT																						
$\frac{1}{4}$	W. GOLDHAM	J. SCOTTING	<b>8</b>	2	10	17	3	20	11	1	<b>X</b>	3	2	14	4	3	12			105		<b>8</b>	12	
	S. FRENCH	J. TATTERSFIELD																						
$\frac{1}{2} + \frac{1}{4}$	B. PINTO	W. GODBER	<b>9</b>	19	15	5	14	0	20	3	17	<b>X</b>	12	2	8	20	12			147		<b>9</b>	4	
	J. BERZINS	S. POSNER																						
$2 + \frac{1}{4}$	C. DRAPER	G. CLENCH	<b>10</b>	20	20	15	17	20	2	13	18	8	<b>X</b>	11	7	19	15			182		<b>10</b>	1	
	A. ROSEN	G. SALT																						
$\frac{1}{4}$	V. ALLINSON	B. JAMES	<b>11</b>	4	2	17	2	7	9	15	6	18	9	<b>X</b>	17	14	12			132		<b>11</b>	6	
	H. PARKER	R. WISSENDEN																						
$\frac{1}{2}$	G. HILL	A. ROBERTSON	<b>12</b>	9	3	0	4	17	15	19	16	12	13	3	<b>X</b>	5	12			128		<b>12</b>	7	
	P. HIRST	H. BRAIN																						
1	M. LAWRENCE	A. HAWTHORN	<b>13</b>	8	20	2	7	4	12	4	17	0	1	6	15	<b>X</b>	12			108		<b>13</b>	11	
	P. GURR	P. BURT																						
			<b>14</b>																			<b>14</b>		
			<b>15</b>																				<b>15</b>	


WINNERS .....

RUNNERS UP .....

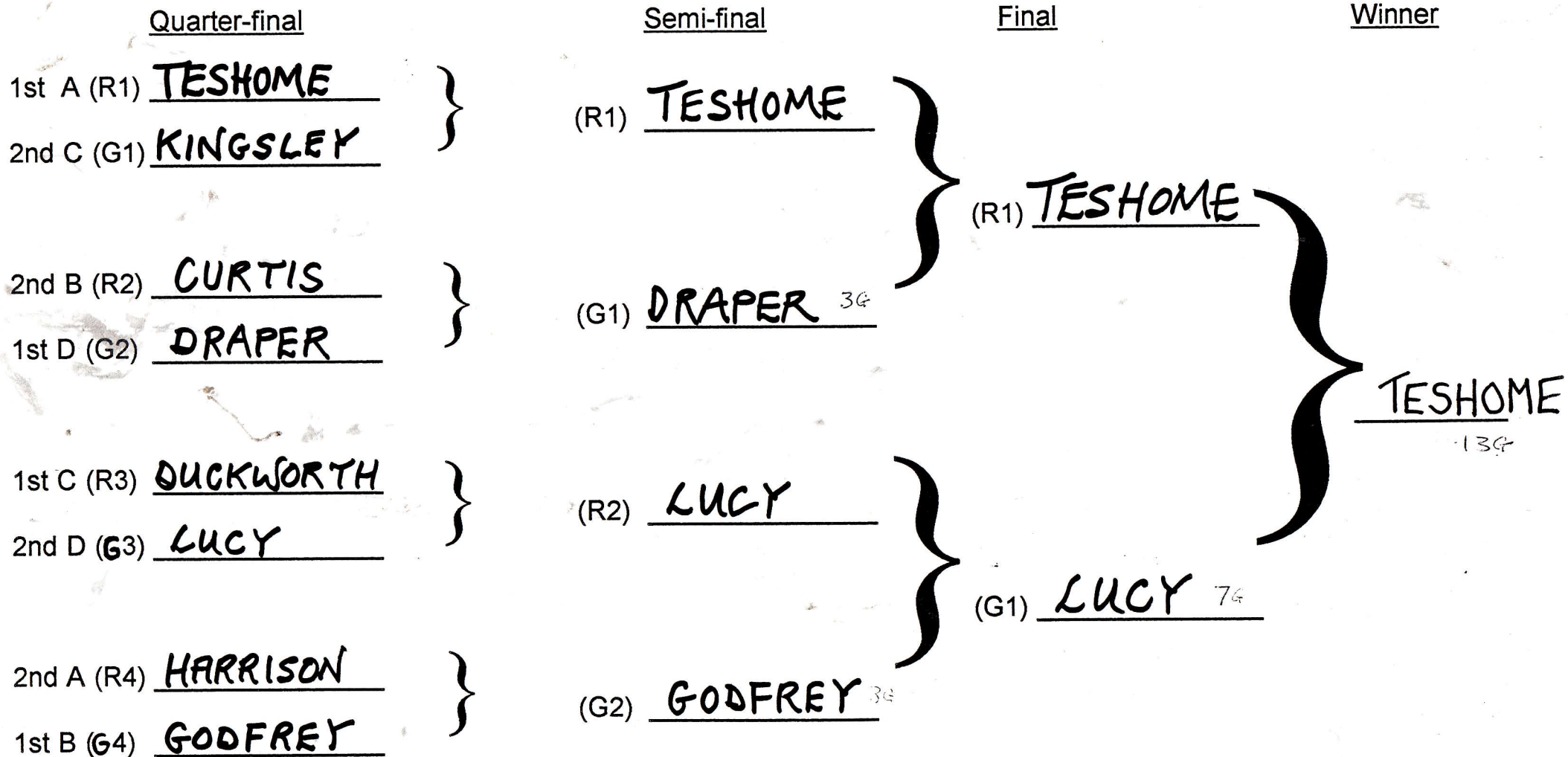




# The Whitelaw Cup (ladies teams) knock-out draw



The draw is pre-determined by reference to the finishing positions in the round-robin



# WHITELAW PLATE

Competition **NATIONAL WOMEN'S TEAMS**

Date **6-7.12.97**

LPs		Team No.	1	2	3	4	5	6	7	8	9	10	11	12	13	14	15		Total +	Total -	Team No.	Position	Q
1	PAM PEARCE ROS BAVIN	1	X	6	17	15	2	0	16	20								-1/2	75 1/2		1	5	
3 1/4	BERNADETTE BENTLEY JOAN PEEL	2	14	X	16	16	4	13	3	18									84		2	2	
1 1/4	SARAH MITCHELL CAROLE SEAR	3	3	4	X	4	8	20	17	20									76		3	4	
3 1/4	CATHERINE ASHMENT MARGARET BRYANT	4	5	4	16	X	0	17	4	12									58		4	7	
5 1/2	SANDY DAVIES ROBERTA TRAYMAN	5	18	16	12	20	X	8	19	18									111		5	1	
3 1/4	BARBARA PINTO JUDY BERZINS	6	20	7	0	3	12	X	4	18									64		6	6	
2	VALERIE AUSTWICK PAT DOWDESWELL	7	4	17	3	16	1	16	X	20									77		7	3	
-	ANN CLARK JUDITH BILES	8	0	2	0	8	2	2	0	X									14		8	8	
		9									X										9		
		10										X									10		
		11											X								11		
		12												X							12		
		13													X						13		
		14														X					14		
		15															X				15		

WINNERS **SANDY DAVIES**

RUNNERS UP **BERNADETTE BENTLEY**



# SWISS TEAMS

COLDHAM FRENCH	SCOTTING TATTERSFIELD	/	1	25	2	33	4	32	19	9	12	24	13	0	13	5	18	11	29	2	31	6	37	15	52	13	65
ORAM KAY	TOBIAS HARPER	/	2	50	1	24	13						7	9	26	15	41	W1	DRAWN								41
NEWTON PINK	LANGMAD TARRANT	/	3	50	4	10	6	5	17	36	14	18	15	15	30	0	30	15	45	9	54	0	54	3	57	7	64
SMITH BRYANT	SNOWBALL WAGHORN	/	4	25	3	27	1	15	13	24	9	23	5	9	14	15	29	1	30	4	34	9	43	20	63	4	67
WATSON BROWN	LEESON GILBERTSON	/	5	25	6	31	9	3	27	19	32	21	9	5	14	17	31	5	36	11	47	20	67	0	67	0	67
DAY MARRIOTT	SPEARING ALLNUTT	/	6	75	5	11	3	35	34	32	36	17	11	20	31	20	51	7	58	4	62	11	73	15	88	11	99
HOWARTH CATCHPOLE	KEMPTON HUTCHINSON	/	7	75	8	21	20	34	32	37	15	10	18	19	37	19	56	3	59	15	74	11	85	1	86	20	106
POTAGE STOTHARD	SCARLES PATERSON	/	8	50	7	18	23	19	15	29	33	35	2	14	16	12	28	19	47	5	52	11	63	15	78	14	92
LAWRENCE GURR	HAWTHORN BULT	/	9	25	10	26	5	24	14	1	4	12	4	11	15	3	18	4	27	3	25	14	39	0	39	5	44
CONNELL CEARNS	HESTERACH SUTTON	/	10	25	9	3	29	26	33	20	37	7	16	5	21	6	27	18	45	14	59	15	74	13	87	0	87
CONCERNON EBBOWORTH-SMITH	WRIGHT DANFORTH	/	11	25	12	6	26	16	22	28	29	14	13	0	13	6	19	10	27	14	43	14	57	12	69	9	78
THELSTON GZESIAK	FARMER McMILLAN	/	12	25	11	32	14	27	24	16	1	9	7	1	8	13	21	4	25	14	39	2	41	5	46	15	61
NITTY MURPHY	LANG DIXON-NUTT	/	13	50	14	28	2	31	4	33	23	19	14	12	26	5	31	2	38	16	49	3	52	12	64	9	73
HILL HIRST	ROBERTSON BRAIN	/	14	—	13	29	12	22	9	23	3	11	6	6	12	7	19	6	25	17	42	9	51	17	68	11	79
AVIS ROGERS	HUNT OAKFORD	/	15	25	16	20	17	4	8	31	7	34	20	6	26	3	29	19	48	15	63	17	80	19	99	6	105
LANE PATERSON	ANDALL KOLBE	/	16	25	15	19	22	11	26	12	27	33	0	5	5	14	19	10	20	8	37	18	55	17	72	10	82
CODA FALCONER	WATERS BROWN	/	17	50	18	25	15	37	3	21	35	6	18	9	27	17	44	2	45	11	57	14	71	18	89	9	98
GRIFFIN SELVIN	PEARCE GRANT	/	18	25	17	8	24	23	29	27	22	3	2	6	8	17	25	14	38	4	43	7	50	11	61	13	74
WILLFORD HOPPER	BROOKS FALGONER	/	19	50	20	22	16	8	1	5	28	13	1	12	13	15	28	1	29	18	47	0	47	16	63	11	74
HAATLEY DENNISON	ETHUN CURTIS	/	20	50	19	15	7	29	25	10	21	36	19	14	33	1	34	17	51	6	57	5	62	17	79	16	95
ASHFORD WOODHOUSE	FLOYD LOWE	/	21	50	22	7	27	33	31	17	20	5	19	1	20	18	38	11	49	7	56	6	62	3	65	20	85
RICE COR	MARTIN STREET	/	22	—	21	16	19	14	11	26	18	27	1	6	7	8	15	14	29	6	35	13	48	9	57	6	63
PLATT AULT	KING WHITFIELD	/	23	25	24	30	8	18	28	14	13	4	14	2	16	8	24	6	30	12	42	11	53	8	61	16	77
TOWNSEND BATTING	STEVENSON SYKES	/	24	—	23	2	18	9	12	4	26	1	6	7	3	10	16	20	6	32	11	43	6	49	7	56	

